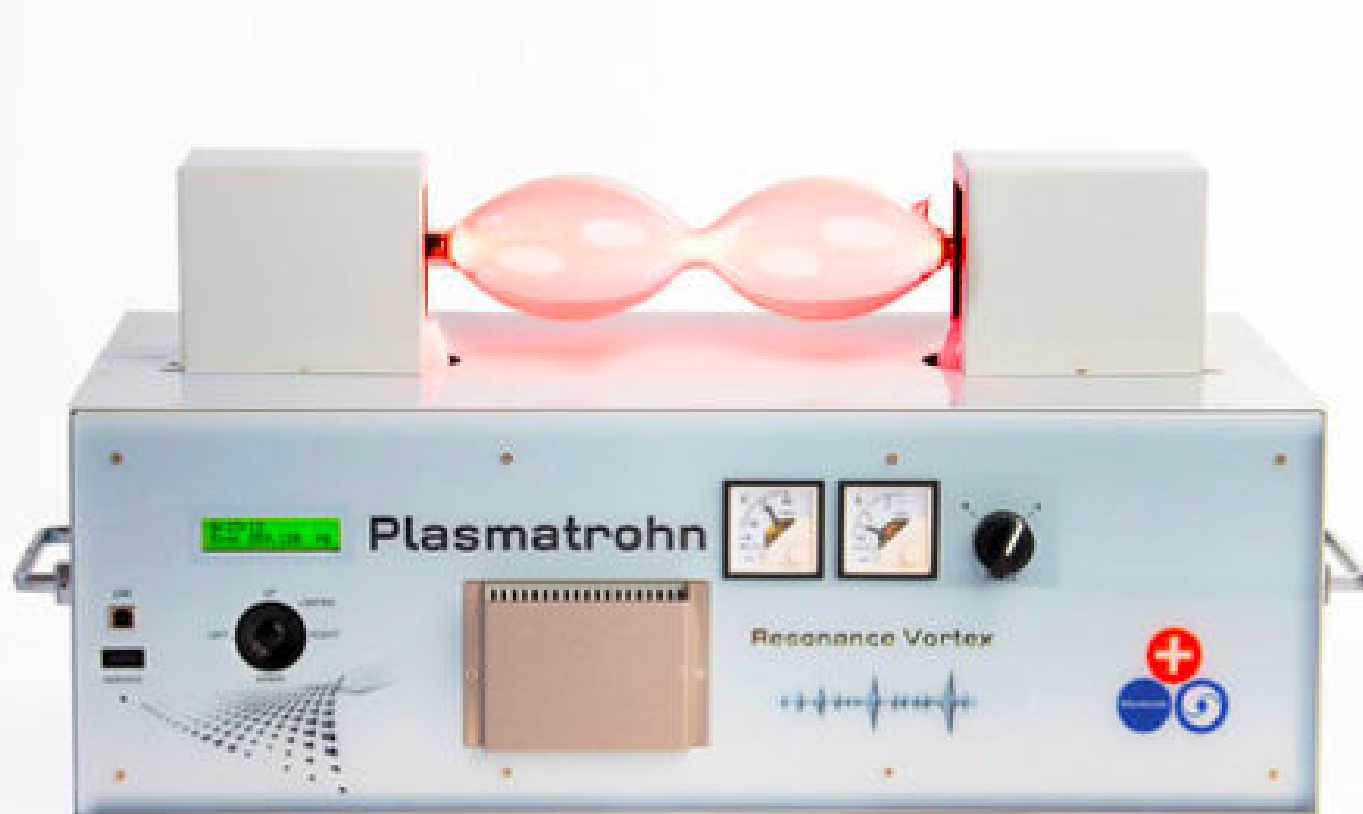


PLASMATROHN

USER MANUAL

20 20



Plasma Generator

CONSIDERATIONS



INTRODUCTION

The PLASMATROHN plasma generator is not designed to cure any disease. It is not a substitute for medical care, and is not a medical device.

Neither the manufacturer nor the distributors are responsible for any uses of the Plasmatrohn generator other than those stated.

WARNINGS

- People with pacemakers should not be exposed to the effects of Plasmatrohn.
- The plasma generator is designed for laboratory work - verification of the effects of frequencies on living microorganisms (parasites, bacteria, viruses, fungi, prions, microzymes etc.) or as an aid in therapeutic treatment.



DESCRIPTION OF THE DEVICE

- USB - input for programming the Plasmatrohn. (Not for end-user use.)
- Service - for service purposes only
- POWER - main switch
- Top
- Down
- V - voltmeter (informative)
- Left
- A - ammeter (informative)
- Right
- Enter - confirm

Functioning

START - UP

DESCRIPTION

The Plasmatrohn is equipped with an integrated frequency generator from 1 Hz to 900 kHz. Within this range, frequency programs have been established that have effects on a large number of microorganisms and various pathologies.

The Plasmatrohn generator operates from a frequency of 1 Hz - where the complete ignition of the gases inside the tube takes place - and at about 5 Hz - where the appearance of the visible plasma discharge occurs. The maximum frequency that the Plasmatrohn can transmit without distorting the output signal is 900 kHz. It therefore works within a very wide band, from 1 to 900,000 Hz.

The frequency generated by the Plasmatrohn is transmitted through the optocoupler (which converts the electrical signal into light) to the potential section of the generator, which in turn transforms this frequency into a high voltage that ignites the gas mixture inside the plasma tube. The ignition of the gases in the tube creates the plasma, which propagates these frequencies contactlessly within 1 to 4 m of the generator, the ideal distance where the person who is to receive the treatment should be placed. Therefore, all individuals present in that environment would be benefiting from the emitted frequencies.

CONTROLLING AND POWERING UP THE DEVICE

Connect the 230 V cable to the device, at the socket on the back of the device.

The two circuit breakers on the back of the device must be in the on position - circuit breaker levers up.

Connect the device to a 230 V outlet.

Start the device with the main "POWER" button.

(The ambient temperature and the temperature inside the device must be the same - for example, if you have just brought the device from a cool place, let it run for at least 30 minutes "idle", i.e. without turning on the generator, with only the fan on).

Manual mode - Press the "Enter" button.


Choose a preselection with the "Up" or "Down" buttons.

Start the desired program with the "Enter" button.

DO NOT TOUCH THE PLASMA TUBE DURING OPERATION

The tube will turn on, and immediately start transmitting the required frequency to the surroundings. On the display you will see the time countdown to the end of the program. During this time, a mutual resonance (provided that the correct resonance frequency has been selected) will occur between the receiving individual and the output frequency, which according to the research of many scientists leads to its destruction of pathogens during a very short time. The Plasmatrohn plasma generator makes it possible to verify these findings in a practical way. It was developed on the basis of the findings of Dr. Royal Raymond Rife, Nikola Tesla, Dr. Hulda Regehr Clark and other no less important scientists.

Recommendations


- 
- Never wash the plasma tube with water or detergents.
 - To clean it, use only a damp cloth, and only if the device has been disconnected from the mains.
 - If you move the unit from a cool place to a place that is at room temperature, wait at least 2 hours for the temperature of the unit and the surrounding area to equalize.
 - The plasma generator must be in horizontal position!

Warranty

THE WARRANTY PERIOD FOR THE ELECTRONIC FUNCTION OF THE GENERATOR IS 24 MONTHS FROM THE DATE OF SALE.

Certificate of conformity: The device complies with all applicable standards for devices powered by the 230V/50Hz public network, in particular: EN 61326-1:06, EN 61000-3-2-06, EN 61000-3-3-95+A1:01+A2:05. Tested at the Institute for Electrotechnical Testing in Prague (state-owned company).

LISTS OF PROGRAMS AND DISEASES



LISTED BY PATHOLOGIES

| | | |
|-----|---------------------|---------|
| 90 | ADDICTIONS | 1:00:00 |
| 114 | ADENOMA | 0:54:10 |
| 75 | ALS / LOU GEHRIG | 1:03:42 |
| 20 | ANXIETY | 0:30:00 |
| 68 | ARTHRITIS | 0:59:32 |
| 96 | ASPERGER | 0:30:00 |
| 97 | AUTISM - T.E.A | 1:03:36 |
| 58 | ASPERGILOSIS | 0:58:52 |
| 56 | BACKACHE | 1:00:51 |
| 14 | BRONCHITIS | 0:53:20 |
| 126 | CANCER: BLADDER | 0:58:32 |
| 131 | CANCER: BONE | 0:51:00 |
| 119 | CANCER: BREAST | 0:56:00 |
| 108 | CANCER: CARCINOMA | 0:51:47 |
| 127 | CANCER: CERVICAL | 0:59:16 |
| 132 | CANCER: EYE | 0:51:00 |
| 107 | CANCER: GENERAL | 0:55:49 |
| 120 | CANCER: HODGKIN | 0:58:20 |
| 128 | CANCER: LIVER | 0:58:32 |
| 133 | CANCER: ORAL | 0:52:45 |
| 135 | CANCER: OVARIAN | 0:54:40 |
| 129 | CANCER: PANCREAS | 0:54:00 |
| 124 | CANCER: PROSTATE | 0:53:47 |
| 109 | CANCER: SARCOMA | 0:58:20 |
| 125 | CANCER: SKIN | 0:54:40 |
| 130 | CANCER: STOMACH | 0:56:29 |
| 134 | CANCER: UTERINE | 0:54:32 |
| 59 | CANDIDIASIS | 1:00:00 |
| 105 | CATARACTS | 0:30:00 |
| 98 | CELIAC | 1:02:49 |
| 93 | CHRONIC CYSTITIS | 0:50:08 |
| 71 | CHRONIC FATIGUE | 1:05:40 |
| 10 | COMMON COLD | 0:56:01 |
| 106 | CROHNS DISEASE | 0:56:00 |
| 102 | DIABETES TYPE 1 | 0:52:33 |
| 103 | DIABETES TYPE 2 | 0:30:34 |
| 104 | DIABETES ULCERATIVE | 0:55:56 |
| 100 | ENCEPHALITIS | 0:33:20 |
| 110 | FIBROSARCOMA | 0:33:00 |
| 72 | FIBROMYALGIA | 1:31:10 |
| 17 | GENERAL ALLERGY | 0:59:20 |
| 21 | GENERAL FATIGUE | 0:57:30 |
| 8 | GENERAL INFECTION | 1:02:48 |
| 95 | GLAUCOMA | 1:06:12 |
| 49 | GONORRHEA | 1:05:00 |

| | | |
|-----|----------------------|---------|
| 53 | HEADACHE | 0:57:20 |
| 84 | HEMORRHOIDS | 0:54:20 |
| 79 | HEPATITIS | 1:27:16 |
| 26 | HYPERTENSION | 0:52:20 |
| 76 | HYPERTHYROIDISM | 1:00:00 |
| 77 | HYPOTHYROIDISM | 1:28:56 |
| 25 | INFLAMMATIONS | 0:56:42 |
| 91 | INFERTILITY | 1:00:56 |
| 18 | IRRITABLE COLON | 1:00:00 |
| 57 | KNEE PAIN | 1:00:10 |
| 122 | LEUKEMIA | 0:54:54 |
| 70 | LUPUS ERYTHEMATOSUS | 1:01:00 |
| 116 | LYMPHOMA | 0:58:41 |
| 94 | MACULAR DEGENERATION | 0:53:20 |
| 82 | MALIGNANT TUMOURS | 0:53:21 |
| 113 | MELANOMA | 0:54:40 |
| 99 | MENINGITIS | 0:33:20 |
| 123 | METASTASIS | 0:55:54 |
| 74 | MULTIPLE SCLEROSIS | 1:20:24 |
| 60 | MYCOSIS TINEA | 0:56:44 |
| 115 | MYELOMA | 0:54:20 |
| 55 | NECK PAIN | 1:00:03 |
| 19 | NEPHRITIS | 0:33:20 |
| 111 | NEUROBLASTOMA | 0:30:00 |
| 121 | NON HODGKING | 0:56:00 |
| 78 | PANCREATITIS | 0:52:47 |
| 118 | PLASMACYTOMA | 0:51:20 |
| 16 | PNEUMONIA | 0:30:00 |
| 89 | PROSTATITIS | 0:56:57 |
| 73 | PSORIASIS | 0:53:20 |
| 15 | PULMONARY AIRWAYS | 0:53:20 |
| 13 | PULMONARY ASTHMA | 1:03:35 |
| 117 | RHABDOMYOSARCOMA | 0:50:05 |
| 69 | RHEUMATISM | 1:07:45 |
| 12 | SINUSITIS | 0:30:00 |
| 23 | SLEEPLESSNESS | 0:58:30 |
| 54 | TOOTHACHE | 0:57:21 |
| 101 | TOXOPLASMOSIS | 0:58:20 |
| 52 | TRICHOMONA VAGINALIS | 1:04:20 |
| 92 | ULCERATIVE COLITIS | 0:50:40 |
| 80 | ULCERS | 0:53:30 |
| 27 | URINARY INFECTION | 0:57:56 |
| 81 | UTERINE POLYPS | 0:57:42 |
| 11 | VIRAL INFLUENZA | 0:58:33 |

LISTED BY INFECTIOUS AGENTS

| | | |
|----|--------------------------|---------|
| 34 | ADENOVIRUS | 1:00:26 |
| 42 | AERUGINOSE PSEUDOMONA | 1:11:01 |
| 29 | GENITAL HERPES | 1:01:01 |
| 51 | GIARDIA LAMBLIA | 0:59:20 |
| 36 | HIV VIRUS | 1:00:34 |
| 83 | ONCOVIRUS | 1:00:00 |
| 50 | PINWORMS | 1:08:06 |
| 39 | STAPHYLOCOCCUS AUREUS | 0:58:04 |
| 41 | STREPTOCOCCUS PNEUMONIAE | 1:01:44 |
| 43 | STREPTOCOCCUS PYOGENES | 0:57:34 |
| 61 | AFLATOXIN | 1:33:33 |
| 40 | BETA STREPTOCOCCUS | 1:06:40 |
| 45 | BORRELIA BURGDORFERI | 1:00:20 |
| 44 | ESCHERICHIA COLI | 0:57:49 |

| | | |
|----|-----------------------|---------|
| 31 | EPSTEIN BARR VIRUS | 1:00:55 |
| 38 | MYCOPLASMA PNEUMONIAE | 1:05:20 |
| 48 | HELICOBACTER PYLORI | 1:10:41 |
| 28 | HERPES SIMPLEX | 0:51:48 |
| 30 | HERPES ZOSTER | 0:59:20 |
| 33 | PAPILOMAVIRUS | 0:59:32 |
| 47 | CHLAMYDIA TRACHOMATIS | 1:03:51 |
| 46 | CHLAMYDIA PNEUMONIAE | 1:15:03 |
| 32 | CITOMEGALOVIRUS | 0:56:46 |
| 35 | CORONAVIRUS | 0:48:00 |
| 37 | COXSAKIE VIRUS | 1:06:20 |
| 52 | TRICHOMONA VAGINAL | 1:04:20 |
| 49 | TOXOPLASMA GONDII | 0:55:20 |

LISTED BY RESTORING / BALANCING FREQUENCIES

| | | |
|----|------------------------|---------|
| 67 | ANTICONVULSIONS | 1:00:00 |
| 87 | ADRENAL GLAND STIMULUS | 0:56:40 |
| 1 | ALPHA WAVES | 0:20:00 |
| 2 | BETA WAVES | 0:16:40 |
| 63 | BLOOD CIRCULATION | 0:50:00 |
| 4 | DELTA WAVES | 0:13:20 |
| 9 | DETOXIFICATION | 0:50:28 |
| 88 | GALLBLADDER | 0:53:20 |
| 3 | GAMMA WAVES | 0:25:00 |
| 22 | INTERNAL HARMONY | 0:30:00 |

| | | |
|----|-------------------------|---------|
| 66 | INMUNE STABILIZATION | 0:50:01 |
| 65 | INMUNE STIMULUS | 0:57:00 |
| 85 | LIVER STIMULUS | 1:59:52 |
| 64 | LYMPHATIC SYSTEM | 1:25:00 |
| 6 | NEURAL WAVE | 0:15:00 |
| 86 | RENAL (KIDNEY) STIMULUS | 0:53:06 |
| 5 | THETA WAVES | 0:13:20 |
| 7 | UNIVERSAL FREQUENCY | 1:01:40 |
| 62 | WHITE BLOOD CELLS | 1:00:50 |
| | | |



MEDALAB

