


**BEFORE USE, READ THIS MANUAL
CAREFULLY**

Biotrohn User Manual

Medalab Technologies.
www.medalab.com



INDEX



1. History of electricity in medicine.
2. The zapper.
3. Biotrohn: more than a zapper.
4. How does it work?
5. The basic principle of microcurrents.
6. Treatments with microcurrent-based frequencies.
7. How do variable frequency microcurrents work?
8. Biotrohn technical parameters.
9. Description of programs and diseases.
10. List of programs sorted by program number.
11. List of programs sorted by disease.
12. Instructions for use.
13. Indications
14. Recommendations.
15. Security.
16. Results.
17. Tips.

BIOTROHN®

VARIABLE FREQUENCY MICROVOLTAGE ELECTRICAL SIGNAL GENERATOR FOR RESEARCH PURPOSES, LABORATORY AND THERAPEUTIC AID IN TREATMENTS

Complies with CE standards.


EN 61326-1ed 2:2013

Test report: 602045-01/1 from: 18.05.2016

CSN EN 61326-1ed 2:2013

Meets all conditions for battery-operated electrical equipment;
tested by the Prague Electrotechnical Testing Institute .

Manufactured by Z-Technology s.r.o Zaběhlice 1455/43 Praha
4 141 00 (Czech Republic, Software developed by Medabab
Research, S.L. Ctra. Las Fuentes s/n, Parcela 24. 12579 Alcalá
de Xivert, Castellón.



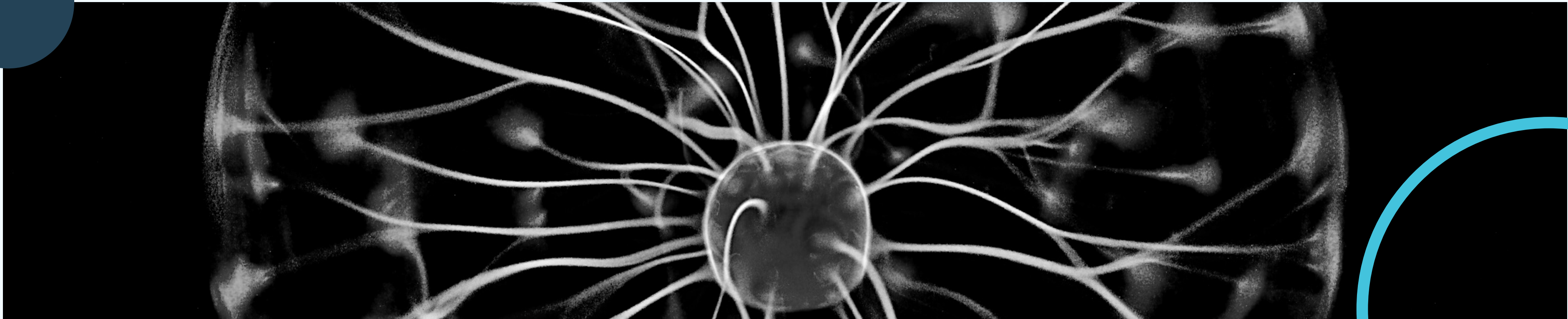
IN THE NEW BIOTROHN® THERE ARE MORE THAN 135 PATHOLOGY BLOCKS PROGRAMMED WITH MORE THAN 740 VARIABLE MICROTENSION FREQUENCIES THAT ARE AUTOMATICALLY ACTIVATED IN A PREDETERMINED SEQUENCE.

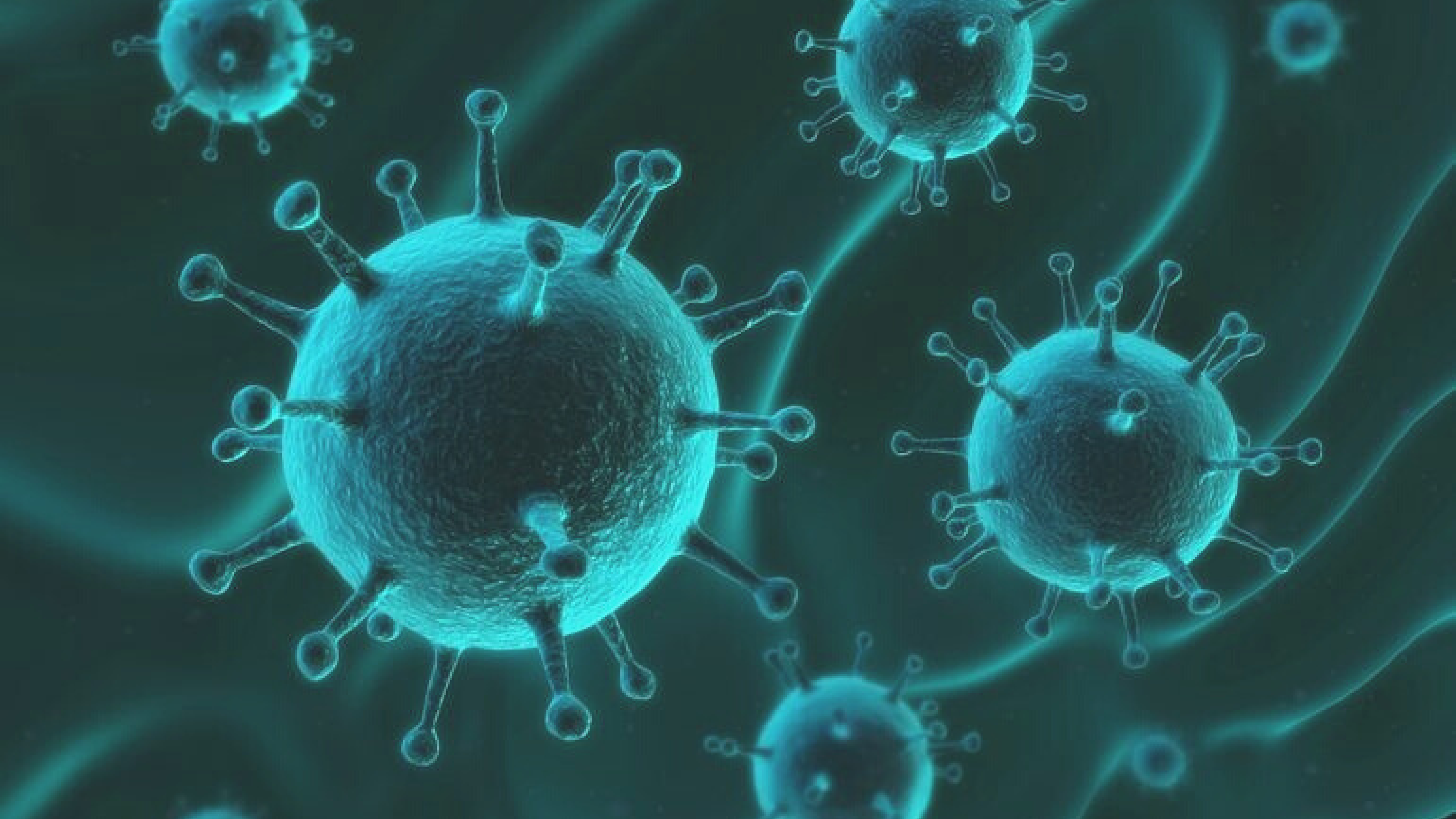
FREQUENCIES CAN BE TAPPED IN THE RANGE OF: 1 HZ TO 900 000 HZ IN PRECISE (THOUSANDTHS OF HZ) OR VARIABLE FREQUENCY BANDS.

The purpose of BIOTROHN® is to aid in treatment, research and laboratory. As well as experimental destruction of bacteria and other pathogens.

The use of this device for therapy is at your own risk.

The manufacturer and the distributor assume no liability for any use other than that determined by the manufacturer.







NIKOLA TESLA:

**«If you want to understand the
Universe, think in terms of frequency,
energy and vibration.»**

—BILL MARIS

1. HISTORY OF ELECTRICITY IN MEDICINE

Electricity is the spark of life, its foundation. The electrical nature of the body has been known for thousands of years; for example, Chinese medicine admits that all diseases have their origin in energy blockages occurring in the body.

It is well known that both the brain and the heart function by electrical impulses, which can be measured in encephalograms and electrocardiograms. The functioning of the organism as a whole is based on electricity. In fact, the fastest means of communication between cells, far superior to biochemical reactions, is electromagnetic impulses. Even leukocytes kill pathogenic bacteria and fungi by electrocuting them.

The use of electricity in medicine dates back to Roman times, where the physician Scribonius Largus in 46 BC cured headache and gout in his patients with the help of a fish that emitted electric shocks. Electric fish such as the eel were used intermittently in medicine until 1745, when they were replaced by artificial electricity, which made it possible to control the intensity more precisely. In the 19th century, bioelectricity (low-intensity electricity applied to the body) was a routine treatment in medicine until the 20th century, when the pharmaceutical industry eliminated all therapies that did not rely on the use of drugs.

However, the application of microcurrents continued to be used to this day in the food industry to destroy pathogens, since the large pharmaceutical multinationals were not threatened by this sector.

The well-known Russian-born electronics engineer Georges Lakhovsky invented a multi-wave oscillator in 1935 with which he eliminated numerous pathologies in humans, animals and even plants. In the 1960s, physicist Robert Beck took up Lakhovsky's work, which culminated in the creation of a small device that emitted microcurrents. According to Beck, the multi-wavelength frequency range of his device allows each cell to find its unique resonant frequency, and regenerate itself by absorbing energy of its own wavelength.

Independently of Lakhovsky, in the U.S., Dr. Raymond Rife invented a bioelectric device that was employed in several clinics in the treatment of terminal cancer patients from 1934 to 1938, the year it reached the ears of the American Medical Association, which trashed the entire program within six months and put Rife on trial.

Another curious fact is that the application of microcurrents has long been used in the case of snakebites, since electricity instantly neutralizes the toxicity of the venom.

More recently, in vitro research conducted in 1990 at the Albert Einstein College of Medicine in New York reported that the use of microcurrents disabled an enzyme crucial for the reproduction of the AIDS virus. Electricity has been shown to promote bone fracture healing and stimulate bone growth.

A short time ago, an article appeared in the prestigious journal "Physics Today" explaining how low intensity electric fields slowed the growth of certain cancers. It was found that electric fields, small enough not to cause temperature increase, can inhibit cancer progression due to factors concerning cell division.

2. THE ZAPPER

Originally, Dr. Hulda Clark devised the Zapper, a simple electronic device that transformed direct current from a battery into pulsed currents of lower volts, but very high frequency. She discovered that all living things emit a certain frequency and, in general, the more primitive the organism, the lower the frequency; the more evolved the organism, the higher the frequency. The human frequency ranges from 1,520 to 9,460 KHz, while the frequency of pathogens (fungi, viruses, bacteria, parasites, etc.) ranges from 77 to 500 KHz. By treating living pathogens inside our organism with the frequency corresponding to their spectrum, they die within a few minutes. Fortunately, the low-intensity current emitted by the zapper attacks the microorganisms without affecting the cells of the organism.

In Dr. Clark's words: "No matter how long and confusing a person's list of symptoms, from chronic fatigue or infertility to mental problems, they all have toxins and/or parasites in their bodies. I have never found lack of exercise, vitamin deficiencies, hormone levels or any other factor to be a primary cause or determinant of disease. So the solution to good health is obvious."

There is generally a belief that parasites are a third world problem that does not affect us. However, trillions of hostile pathogens circulate through the average adult's four liters of blood and are distributed to the body's organs and tissues. Fifty percent of cadaver autopsies performed in the U.S. detect the presence of parasites.

Never before in the history of mankind been so parasitized. This is due to the amount of environmental toxins, pollutants, chemicals and heavy metals that weaken our immune system, opening the door to all kinds of parasites and other pathogenic microorganisms such as bacteria and viruses. Parasites in turn produce toxic substances that further weaken the immune system. This vicious cycle is the root cause of most of the autoimmune diseases that plague us (such as diabetes, arthritis, Alzheimer's, lupus, fibromyalgia, multiple sclerosis and Crohn's disease among others), despite constant technological and medical advances.

The unusual load of toxins that we all carry inside us has rendered ineffective in many cases traditional therapies such as acupuncture, homeopathy or herbal therapies, which originated in times when the immune system of human beings was not exposed to such an overload. Logically, it is necessary to eliminate the toxins that serve as breeding grounds for parasites and that block the immune system. But if the parasites are not also eliminated, the patient will not recover completely.

EEffects of parasites on the organism

- They produce toxins as waste substances from their metabolism. One such substance is ammonia, which is particularly toxic to the brain and can cause insomnia.
- They cause chromosomal alterations by destroying the genetic material of DNA.

- They destroy cells and organs: plasmodium, onchocerca, ankilostoma.
- They harbor viruses, bacteria and fungi. Oncoviruses that cause cancer also enter the body through parasites. Oncoviruses, like certain parasites, reduce cancer cell apoptosis (natural programmed death process), which increases the life of the tumor.
- They consume nutrients from the body. For example, ascaris consumes vitamin B12 and renders vitamin C unusable. Plasmodium, the malaria parasite, present in most cancer and AIDS patients, consumes iron from red blood cells.
- They stimulate tumor growth. For example, the WHO classifies the small liver parasite (dicrocoelium dendriticum) as carcinogenic.
- They cause bacterial and viral infections and amoebiasis.
- They greatly weaken the immune system.
- Parasites are capable of inducing behavioral changes. For example, toxoplasma is a parasite that lodges in the brain of rats and reduces their fear of cats, which negatively affects their survival rate. In humans, schizophrenia is attributed to mycotoxins produced by different types of molds (fungi). Another example is the bacterium Shigella, which produces toxins that settle in the brain and nervous system, causing depression, anger and irritability.

BIBLIOGRAPHY

- Dra. Hulda Clark: "Healing is possible", "The Cure for all Cancers", "The Cure for all Advanced Cancers", "The Prevention for all Cancers", "La Cura y Prevención de Todos los Cánceres" (su último libro publicado en 2008) y "The Cure for HIV and AIDS"
- Alan E. Baklayan: "Parasites - the hidden cause of many diseases"
- Becker & Selden. "The Body Electric. Electromagnetism and the Foundation of Life"
- Denie Hiestand. "Electrical Nutrition"
- Ann Louise Gittleman. "Guess What Came to Dinner?: Parasites and Your Health"
- Hanna Kroeger. "Parasites. The enemy within"



3. BIOTROHN: MORE THAN A ZAPPER

In 2006 we started the development of a frequency generator that was originally intended for home use: Super Ravo Zapper. In addition to achieving this goal with excellence, just two years later the generator was so successful that we became one of the world's leading zapper manufacturers. Subsequently, we have continued our research to perfect the device, resulting in the Biotrohn®, a much more advanced zapper with 135 programs for the elimination of viruses, bacteria, parasites, fungi, detoxification, lymphatic system, chronic diseases, etc.

The new BIOTROHN® differs optically from the previous model (Super Ravo Zapper) in one small detail: the usb input on the device, because inside the new Biotrohn® there is an optimized software. With the new Biotrohn® there is no need to know how to program, as it comes with all frequencies built into the device.

In addition, the constantly varying frequencies of the BIOTROHN® continuously eliminate pathogens while it is running. This feature addresses the problem of adaptive resistance of bacteria or viruses through resonant frequency changes. Our research has shown that this frequency shift is necessary in these devices when they are used for more than 10 or 20 minutes to an hour. A constant frequency is less effective, as there is a leveling of electrochemical reactions and there are microorganisms that quickly adapt to the stable frequency.

This feature is a revolutionary breakthrough, making it the best professional zapper on the market. To this day, the testimonials of our customers endorse us and we can proudly declare that our zapper has no competition worldwide.

4. HOW DOES IT WORK?

As we already know, in addition to matter we are also electricity. Each entity has its own frequency, and it varies depending on whether it is a healthy cell, a pathogen or a diseased cell. Broadly speaking, Biotrohn works by releasing electrons from electrodes, which travel through the body and inactivate pathogens and toxins in their path. Speaking of electricity in general terms, parasites and diseased tissues are positively charged (= shortage of electrons). The Biotrohn introduces negatively charged electrons through the skin into the living tissues of the body causing the parasites to die by reversing polarity. They also help heal diseased tissue, as healthy tissue is negatively charged.

Therefore, Biotrohn is also effective in the treatment of pain. Pain involves an accumulation of hydrogen (positive ions, H^+) in the area, which leads to inflammation. Bioelectricity provides negative ions (electrons) to counteract the positive hydrogen ions. Whenever there is pain, inflammation or disease in an area, the electrical charge levels are low. Biotrohn also restores healthy levels of electrical charge to the cell: about 100 millivolts (mV). Note that an aging cell has 50 mV of charge, and a cancer cell has 15 mV. On the other hand, the electrons provided by the Biotrohn electric current help to increase the polarity of the lymph, making it flow better throughout the body. This is important because lymph circulates much more slowly than blood, as it does not have an organ to propel it as in the case of the heart. Cells depend on the lymphatic system to receive oxygen and water, as well as to eliminate the waste substances they produce.

Microcurrents also recharge energy levels at the intracellular level by increasing ATP production in the mitochondria by 500% and protein uptake of the cell by 40% to 50%. As a result, many patients with chronic fatigue syndrome have significantly increased their energy levels.

5. THE BASIC PRINCIPLE OF MICROCURRENTS

WHAT ARE MICROCURRENTS?

Microcurrents consist of electrical voltage at a given voltage: There is a broad consensus that the human mentality is characterized by the belief that "the more the better". In biology, this idea has very little validity and in many cases the effect tends to be quite the opposite. Think, for example, of the distribution of hormones: the right (small) amount is of vital importance. An excess can have catastrophic consequences. The professional naturopath A. E. Baklayan observed time and again during bioenergetic tests that compatible programs, i.e. the so-called "harmonic vibration wellness programs", which emit extremely low voltages, showed the best results. In this case, less was always more. From then on, he systematically used these low voltages and found that his patients noticed a much stronger effect than usual.

The Arndt-Schultz law states that mild stimulation increases physiological activity and very strong stimulation suppresses or destroys activity.

Microcurrents are therefore low-intensity electrical currents that resemble the body's own natural current.

The electric current used in therapy with variable frequency microcurrents is considerably lower than in any previous type of electrotherapy, using resonance as the main factor, which is the key to its effectiveness.

Biological compatibility has been achieved with these weak current frequencies to emulate the body's normal functioning, so that the repair response in the tissues is triggered and enhanced. The common electrical impulses of the cells are restored, consequently, pain subsides and repair begins.

**THE THERAPEUTIC EFFECTS OF MICROCURRENTS ARE
ACCREDITED BY HUNDREDS OF MEDICAL STUDIES.**

**AS HEALTHCARE PROFESSIONALS, THIS TECHNOLOGY CAN
BENEFIT AND HELP US ENORMOUSLY.**

The intended use of microcurrents to support therapeutic treatments is to enable the user to have a more powerful and effective tool to help in the battle against disease and aging.

6. TREATMENT WITH MICROCURRENT-BASED FREQUENCIES

Most microcurrent applications and their results, whether medical or aesthetic, are based on the same mechanisms of action, which include:

- Increased circulatory benefits: lymphatic and blood.
- Muscle reeducation.
- Iontophoresis: It is based on introducing ions through the skin to the tissues by means of two electrodes. Microcurrents increase penetration through the resonance generated.
- Increased natural production of collagen and elastin.
- Dispersion of hardened collagen.
- Stimulation of enzymatic degradation involved in inflammatory biochemical mechanisms.
- Enhancement of the cumulative effects of repair and regeneration.
- Electroanalgesia is achieved within 5 to 8 minutes of application.
- Increased protein synthesis, gluconeogenesis and transport across cell membranes.
- Increased mitochondrial activity: ATP generation.
- It favors the elimination of waste substances from the organism.

7. HOW DO VARIABLE FREQUENCY MICROCURRENTS WORK?

To understand what happens at the physical level, it is necessary to introduce what happens at the biochemical level. The molecules that make up the cells are composed of atoms that in turn have electrons that vibrate at certain frequencies. The individualized and specific vibratory characteristic of each atom is passed on to each molecule that makes up each cell until it reaches each type of tissue. Then, each pathogen in the organism thus possesses its specific frequencies – pathogenic – that when entering in resonance with the variable frequencies of microcurrents – harmonic – not being resonant with them, it becomes saturated and dies.

REFERENCES:

*Tuen Muen Hospital 1988, kaada 1982-83, Debricini 1995,
Cheng 1982, Chi 1999
Cheng 1982 ATP, Clin. Orthop. 171, Nov-Dec. 1982, p. 264-271.
Chi/University of Washington 1999
Chi/University of Washington 2003
Cheng 1982 ATP, Chi/University of Washington 1999
Chi/University of Washington 1999
Chi/University of Washington 1999*

8. BIOTROHN TECHNICAL PARAMETERS

- Adjustable frequency: Lower band: from 1 Hz to 999 Hz / Upper band: from 1 kHz to 900 kHz with 1:1 alternation.
- Accuracy of 0.001 Hz.(!)
- Portable and rechargeable with a built-in battery lasting 10 to 12 hours.
- Output level tester, verifying that the conductance is being given correctly between the electrodes.
- Short-circuit protection: automatic disconnection of the electrodes.
- Can charge from 110/120V to 215/230V, i.e. suitable for electrical sockets used worldwide.
- Two-line digital display with LCD backlight, showing the course of therapy over time, actual values of frequency, output voltage level, battery status, etc.
- Double pulse voltage regulator.
- Digital control of the input voltage at the electrodes.
- High performance microprocessor.
- FRAM memory.
- Dual converters for current and voltage measurement.
- Microprocessor controlled oscillator.
- Signaling sound for most functions.
- Electrodes made of high quality stainless steel (It is therefore normal that if wet wipes are used to facilitate the passage of current, small oxide spots may form).
- Reduction/attenuation of about 30 nS.
- Output signal performance with Log.1: Max. 200 mW.
- Power supply: 18 – 24Vdc.

- Internal 12V 0.8Ah lead accumulator (min. 1,000 charge cycles).
- Minimum connected external mains adapter 18V/1A ent. 100 - 240 VAC.
- Protection against a possible change of polarity of the power adapter.
- Charging from discharged to fully charged state takes approx. 12 hrs.
- Discharge warning approx. 1 hour before automatic switch-off.
- Display of the remaining energy in the accumulator in percent.
- Adjustable output voltage: approx. 5 - 15 V.
- Automatic switch-off time during inactivity in the menu: 5 minutes.
- Simple display with five buttons. UP, DOWN, LEFT, RIGHT, ENTER.

FULL CONTENTS OF THE CASE

- Current charger.
- Stainless steel hand electrodes
diameter 30 x 100 mm in length finished
in plastic lens cap.
- Rubber cable.
- Very flexible 2 m cinch connector cable
(in a 1 mm core it contains 260 wires of 0.07 mm diameter) for the
wires of 0.07 mm diameter) for the output signal.

When using electrodes for liquids, they must not sink completely.



9. DESCRIPTION OF PROGRAMS AND DISEASES

When the selected frequency is matched, as a rule, you will feel a slightly more intense current flow, or a tingling with slight ups and downs.

The Biotrohn works in a similar way to an FM radio station: if you hit the frequency, the radio is tuned in and you listen to the station.

The same thing happens in the organism. Only if the chosen frequency is hit, the pathogen in question is overexcited and dies due to this circumstance.

On the other hand, the Biotrohn is capable of emitting softer frequencies that serve to stimulate the body's own immune system.

What makes it unique in comparison to other frequency generators is its wide range, its accuracy of up to 1/1000 Hz and its variable frequency, which are extremely important aspects that other cheaper devices do not have.

**THIS MAKES IT A
PERFECT AND VERY
USEFUL TOOL FOR
THERAPISTS AND
USEFUL FOR
THERAPISTS AND
PROFESSIONALS,
ESPECIALLY IN
COMBINED THERAPIES
WITH OTHER
PRODUCTS.**

Thanks to the resonance of the microcurrent frequencies, great results can be achieved. The speed at which the desired changes are seen may vary from patient to patient:

Some patients may experience a noticeable change immediately after treatment.

In other patients, changes are not experienced until 24 hours after treatment.

Changes are seen progressively.

In patients with chronic pathologies, positive results generally begin after the sixth treatment session.

10. LIST OF PROGRAMS SORTED BY PROGRAM NUMBER

1	UNIVERSAL FREQUENCY	1:01:40
2	GENERIC ALUKA	1:05:59
3	GENERAL INFECTION	1:02:48
4	DETOXIFICATION	1:22:55
5	COMMON COLD	0:56:01
6	VIRAL INFLUENZA	1:17:18
7	SINUSITIS	0:30:00
8	PHARYNGITIS	0:56:58
9	IRRITATING COUGH	1:25:21
10	PULMONARY ASTHMA	1:03:35
11	BRONCHITIS	0:53:20
12	PULMONARY AIRWAYS	0:53:20
13	PNEUMONIA	0:30:00
14	GENERAL ALLERGY	0:59:20
15	IRRITABLE COLON	1:00:00
16	NEPHRITIS	0:33:20
17	ANXIETY	0:30:00
18	GENERAL FATIGUE	0:57:30
19	LACK OF APPETITE	0:49:17
20	MENTAL CLARITY	1:00:50
21	INTERNAL HARMONY	0:30:00
22	INSOMNIA	0:58:30
23	ACIDOSIS	1:00:11
24	INFLAMMATIONS	0:55:45
25	HYPERTENSION	0:52:20
26	GASTRITIS	1:29:01
27	URINARY INFECTION	0:57:56
28	INFLUENZA VIRUS	1:00:00
29	HERPES SIMPLEX	1:15:48
30	GENITAL HERPES	1:01:01
31	HERPES ZOSTER	0:59:20
32	EPSTEIN BARR VIRUS	1:00:55
33	CITOMEGALOVIRUS	0:56:46
34	PAPILLOMA VIRUS	1:26:18
35	ADENOVIRUS	1:00:26
36	CORONAVIRUS	1:00:00
37	HIV VIRUS	1:00:34
38	COXACKIE VIRUS	1:06:20
39	BX VIRUS CANCER	1:00:00
40	MYCOPLASMA PNEUMONIAE	1:05:20
41	STAPHYLOCOCCUS AUREUS	0:58:04
42	BETA STREPTOCOCCUS	1:06:40
43	STREPTO PNEUMONIAE	1:01:44
44	STREPTO PYOGENES	0:57:34
45	AERUGINOSE PSEUDOMONA	1:11:01
46	ESCHERICHIA COLI	0:57:49
47	BORRELIA BURGDOFERI	1:00:20
48	SPIROCHETES	0:33:20
49	GONORRHEA	1:05:00

50	CLAMIDIA PNEUMONIAE	1:15:03
51	CLAMIDIA TRACHOMATIS	1:03:51
52	HELICOBACTER PYLORI	1:10:41
53	SALMONELLA	0:59:43
54	LEGIONELLA	1:00:32
55	ASCARIS NEMATODE	1:01:17
56	TOXOPLASMA GONDII	0:55:20
57	PINWORMS	1:08:06
58	LIVER FLUKE	1:00:00
59	DIROFILARIA	0:47:30
60	FASCIOLA BUSKII	0:29:40
61	GIARDIA LAMBLIA	0:59:20
62	TRYPANOSOMA CRUZ	1:00:21
63	STRONGLOIDES	0:57:06
64	TRICHOMONA VAGINALIS	1:04:20
65	TRICHURIS	1:00:00
66	ECHINOCOCCUS	0:55:00
67	TAENIA SAGINATA	1:03:20
68	TAENIA SOLIUM	0:54:47

69	ENDOLIMAX PAINA	1:00:20
70	LEISHMANIA	1:06:12
71	MALARIA	1:00:43
72	DENGUE	1:00:00
73	CARPEL TUNNEL SYNDROMEDOLOR	1:06:40
74	HEADACHE	0:57:20
75	DENTAL PAIN	0:57:21
76	NECK PAIN	1:00:03
77	BACKACHE	1:00:51
78	KNEE PAIN	1:00:10
79	ASPERGILOSIS	0:58:52
80	CANDIDIASIS	1:00:00
81	MYCOSIS/TINEA	0:56:44
82	ATHLETE'S FOOT	0:57:19
83	AFLATOXIN	1:00:00
84	MALASSEZIA FURFUR	0:58:33
85	DETOX DR. BECK	0:30:00
86	ZAPPER DR. CLARK	0:16:40
87	WHITE CELLS	1:00:50
88	BLOOD CIRCULATION	0:50:00
89	LYMPHATIC SYSTEM	1:25:00
90	INMUNE STIMULUS	0:57:00
91	INMUNE STABILIZATION	0:50:01
92	ANTICONVULSIONS	1:00:00
93	ARTHRITIS	0:59:32
94	RHEUMA	1:07:45
95	LUPUS ERYTHEMATOSUS	1:01:00
96	CHRONIC FATIGUE	1:05:40
97	FIBROMYALGIA	1:31:10
98	PSORIASIS	0:53:20
99	MULTIPLE SCLEROSIS	1:20:24
100	ALS / LOU GERIG	1:03:42
101	HYPERTHYROIDISM	1:00:00
102	HYPOTHYROIDISM	1:28:56
103	PANCREATITIS	0:52:47
104	HEPATITIS	1:27:16
105	WARTS	1:00:05
106	ULCERS	0:53:30
107	UTERINE POLYPS	0:57:42
108	MALIGNANT TUMOURS	0:53:21
109	SARCOMA	1:00:00
110	HAND TREMORHEM	1:13:55
111	HEMORRHOIDS	0:54:20
112	OBESITY	0:55:49
113	FLATULENCE	0:58:10
114	ANGINA PECTORIS	0:59:36
115	LIVER STIMULUS	1:59:52
116	KIDNEY STIMULUS	0:53:06
117	ADRENAL GLAND	0:56:40

118	GAILBLADDER	0:53:20
119	PROSTATITIS	0:56:57
120	ADDICTIONS	1:00:00
121	ANOREXIA	1:09:15
122	INFERTILITY	1:00:56
123	MENOPAUSE	0:58:52
124	LICHEN	0:41:40
125	POLYPS	0:59:42
126	PERIODONTITIS	0:53:40
127	GINGIVITIS	0:57:05
128	ACNE	0:59:35
129	TONSILLITIS	1:06:40
130	AUTISM - A.D.D	1:03:36
131	MEASLES	1:11:27
132	MUMPS	0:59:00
133	CELIAC DISEASE	1:02:49
134	TETANUS	1:08:00
135	MENINGITIS	1:04:10

11. LIST OF PROGRAMS SORTED BY DISEASES

23	ACIDOSIS	1:00:11
128	ACNE	0:59:35
120	ADDICTIONS	1:00:00
117	ADRENAL GLAND	0:56:40
45	AERUGINOSE PSEUDOMONA	1:11:01
100	ALS / LOU GERIG	1:03:42
92	ANTICONSULSIONS	1:00:00
17	ANXIETY	0:30:00
93	ARTHRITIS	0:59:32
82	ATHLETE'S FOOT	0:57:19
77	BACKACHE	1:00:51
88	BLOOD CIRCULATION	0:50:00
11	BRONCHITIS	0:53:20
73	CARPEL TUNNEL SYNDROMEOLOR	1:06:40
133	CELIAC DISEASE	1:02:49
96	CHRONIC FATIGUE	1:05:40
5	COMMON COLD	0:56:01
75	DENTAL PAIN	0:57:21
4	DETOXIFICATION	1:22:55
59	DIROFILARIA	0:47:30
72	DENGUE	1:00:00
85	DETOX DR. BECK	0:30:00
97	FIBROMYALGIA	1:31:10
113	FLATULENCE	0:58:10
60	FASCIOLA BUSKII	0:29:40
118	GAILBLADDER	0:53:20
14	GENERAL ALLERGY	0:59:20
18	GENERAL FATIGUE	0:57:30
3	GENERAL INFECTION	1:02:48
30	GENITAL HERPES	1:01:01
127	GINGIVITIS	0:57:05
61	GIARDIA LAMBLIA	0:59:20
26	GASTRITIS	1:29:01
2	GENERIC ALUKA	1:05:59
49	GONORRHEA	1:05:00
110	HAND TREMORHEM	1:13:55
74	HEADACHE	0:57:20
111	HEMORRHOIDS	0:54:20
37	HIV VIRUS	1:00:34
25	HYPERTENSION	0:52:20
24	INFLAMMATIONS	0:55:45
28	INFLUENZA VIRUS	1:00:00
122	INFERTILITY	1:00:56
22	INSOMNIA	0:58:30
21	INTERNAL HARMONY	0:30:00
91	INMUNE STABILIZATION	0:50:01
90	INMUNE STIMULUS	0:57:00
15	IRRITABLE COLON	1:00:00
9	IRRITATING COUGH	1:25:21
116	KIDNEY STIMULUS	0:53:06
78	KNEE PAIN	1:00:10
19	LACK OF APPETITE	0:49:17
124	LICHEN	0:41:40
115	LIVER STIMULUS	1:59:52
58	LIVER FLUKE	1:00:00
95	LUPUS ERYTHEMATOSUS	1:01:00
89	LYMPHATIC SYSTEM	1:25:00
54	LEGIONELLA	1:00:32
70	LEISHMANIA	1:06:12
108	MALIGNANT TUMOURS	0:53:21
131	MEASLES	1:11:27
20	MENTAL CLARITY	1:00:50
99	MULTIPLE SCLEROSIS	1:20:24
132	MUMPS	0:59:00
76	NECK PAIN	1:00:03
16	NEPHRITIS	0:33:20
8	PHARYNGITIS	0:56:58
57	PINWORMS	1:08:06

13	PNEUMONIA	0:30:00
125	POLYPS	0:59:42
12	PULMONARY AIRWAYS	0:53:20
10	PULMONARY ASTHMA	1:03:35
94	RHEUMA	1:07:45
7	SINUSITIS	0:30:00
48	SPIROCHETES	0:33:20
41	STAPHYLOCOCCUS AUREUS	0:58:04
53	SALMONELLA	0:59:43
109	SARCOMA	1:00:00
43	STREPTO PNEUMONIAE	1:01:44
44	STREPTO PYOGENES	0:57:34
63	STRONGLOIDES	0:57:06
134	TETANUS	1:08:00
129	TONSILLITIS	1:06:40
106	ULCERS	0:53:30
1	UNIVERSAL FREQUENCY	1:01:40
27	URINARY INFECTION	0:57:56
107	UTERINE POLYPS	0:57:42
6	VIRAL INFLUENZA	1:17:18
105	WARTS	1:00:05
87	WHITE CELLS	1:00:50
86	ZAPPER DR.CLARK	0:16:40
35	ADENOVIRUS	1:00:26
83	AFLATOXIN	1:00:00
114	ANGINA PECTORIS	0:59:36
121	ANOREXIA	1:09:15
79	ASPERGILOSIS	0:58:52
55	ASCARIS NEMATODE	1:01:17
130	AUTISM - A.D.D	1:03:36
42	BETA STREPTOCOCCUS	1:06:40
47	BORRELIA BURGDOFERI	1:00:20
39	BX VIRUS CANCER	1:00:00
69	ENDOLIMAX NANA	1:00:20
46	ESCHERICHIA COLI	0:57:49
32	EPSTEIN BARR VIRUS	1:00:55
66	ECHINOCOCCUS	0:55:00
81	MYCOSIS/TINEA	0:56:44
40	MYCOPLASMA PNEUMONIAE	1:05:20
71	MALARIA	1:00:43
84	MALASSEZIA FURFUR	0:58:33
135	MENINGITIS	1:04:10
123	MENOPAUSE	0:58:52
101	HYPERTHYROIDISM	1:00:00
102	HYPOTHYROIDISM	1:28:56
52	HELICOBACTER PYLORI	1:10:41
29	HERPES SIMPLEX	1:15:48
31	HERPES ZOSTER	0:59:20
104	HEPATITIS	1:27:16
112	OBESITY	0:55:49
119	PROSTATITIS	0:56:57
98	PSORIASIS	0:53:20
103	PANCREATITIS	0:52:47
34	PAPILLOMA VIRUS	1:26:18
126	PERIODONTITIS	0:53:40
33	CITOMEGALOVIRUS	0:56:46
50	CLAMIDIA PNEUMONIAE	1:15:03
51	CLAMIDIA TRACHOMATIS	1:03:51
80	CANDIDIASIS	1:00:00
36	CORONAVIRUS	1:00:00
38	COXACKIE VIRUS	1:06:20
64	TRICHOMONA VAGINALIS	1:04:20
65	TRICHURIS	1:00:00
62	TRYPANOSOMA CRUZ	1:00:21
67	TAENIA SAGINATA	1:03:20
68	TAENIA SOLIUM	0:54:47
56	TOXOPLASMA GONDII	0:55:20

12. INSTRUCTIONS FOR USE

Button functions

The Biotrohn consists of 5 buttons:

4 green:

UP

DOWN (down)

LEFT (left)

RIGHT (right)

1 blue:


ENTER (connect)



The device is charged at the factory. When you need to recharge it, make sure it is turned on while charging.

Before starting, make sure that the main switch is in the correct position, otherwise the device will not turn on.

To start, the switch must be moved to the right side.



The connector is inserted into the plug, and then the electrodes are grasped firmly with the hands.

Display:

As soon as the Biotrohn is switched on with the ENTER key, the display appears on the screen:

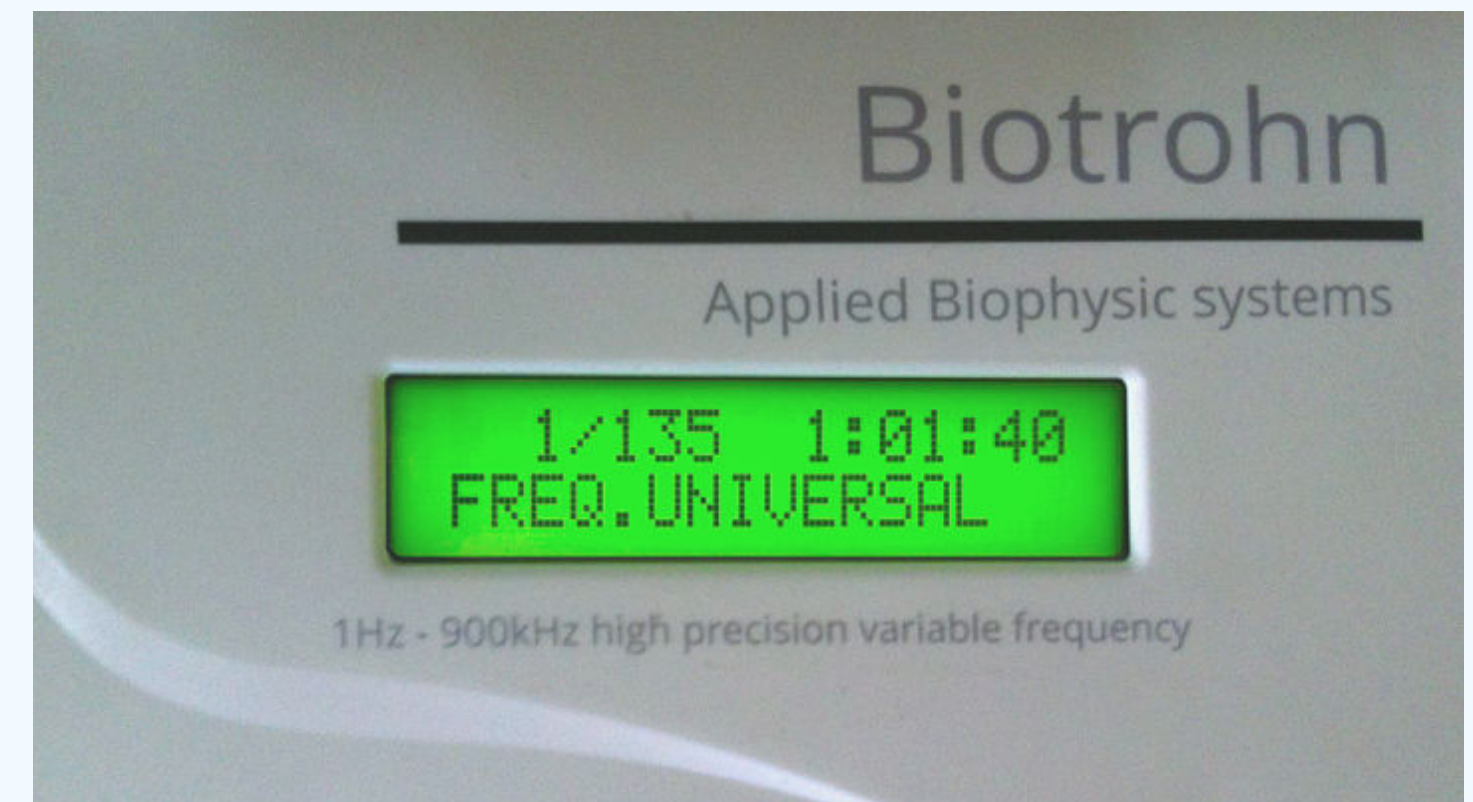
- At the top left: the last program worked on.
If this is the first time, program 1 (Universal Frequency) is displayed of the 135 programs.
- At the top right: the duration of the program.
- At the bottom: the name of the selected program.
The UP and DOWN buttons are used to search for the pathology and the corresponding program number according to the program table of programs and diseases.

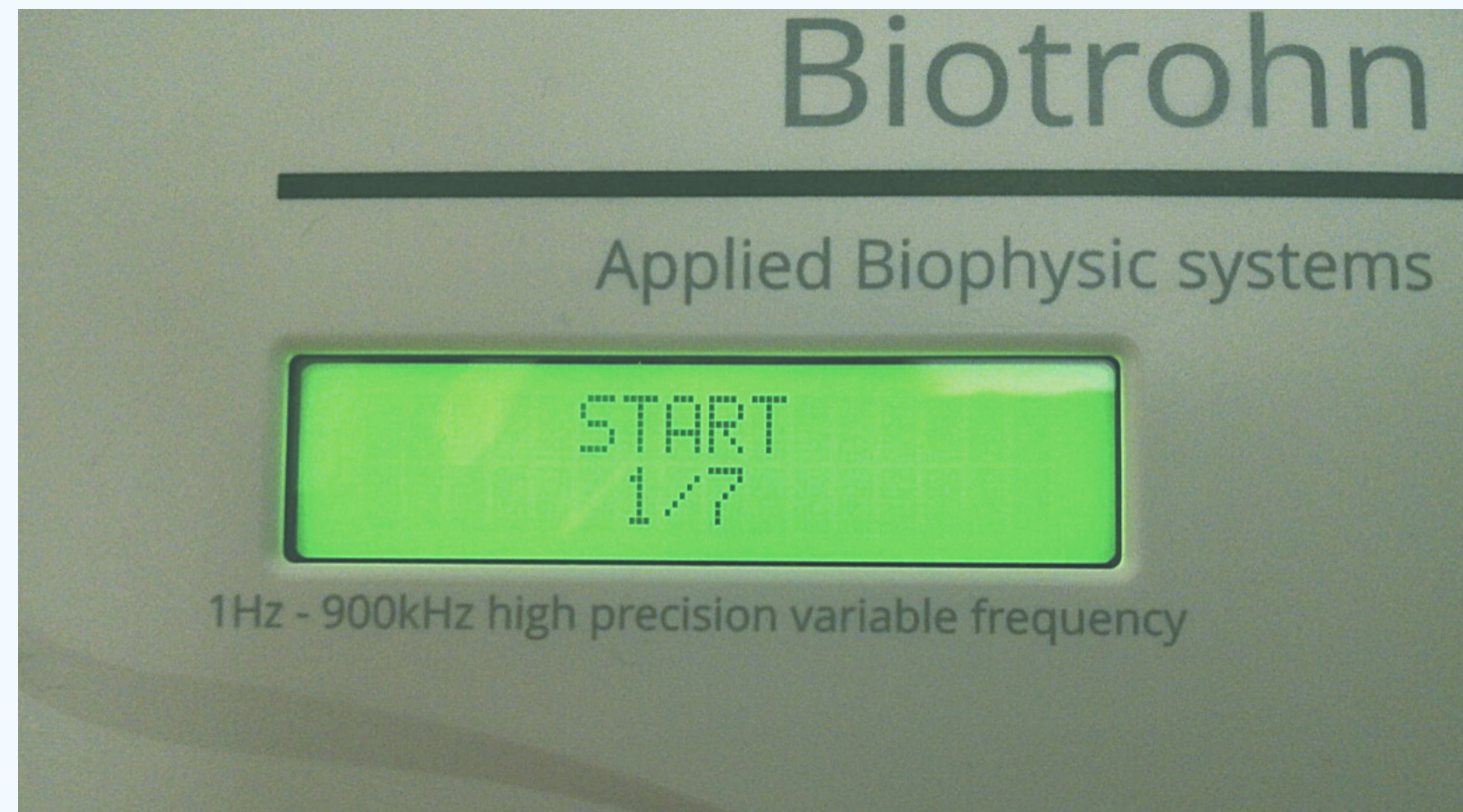
When the program has been selected, press the ENTER key.

The electrodes are held firmly.

If it does not make a good connection, it will beep.

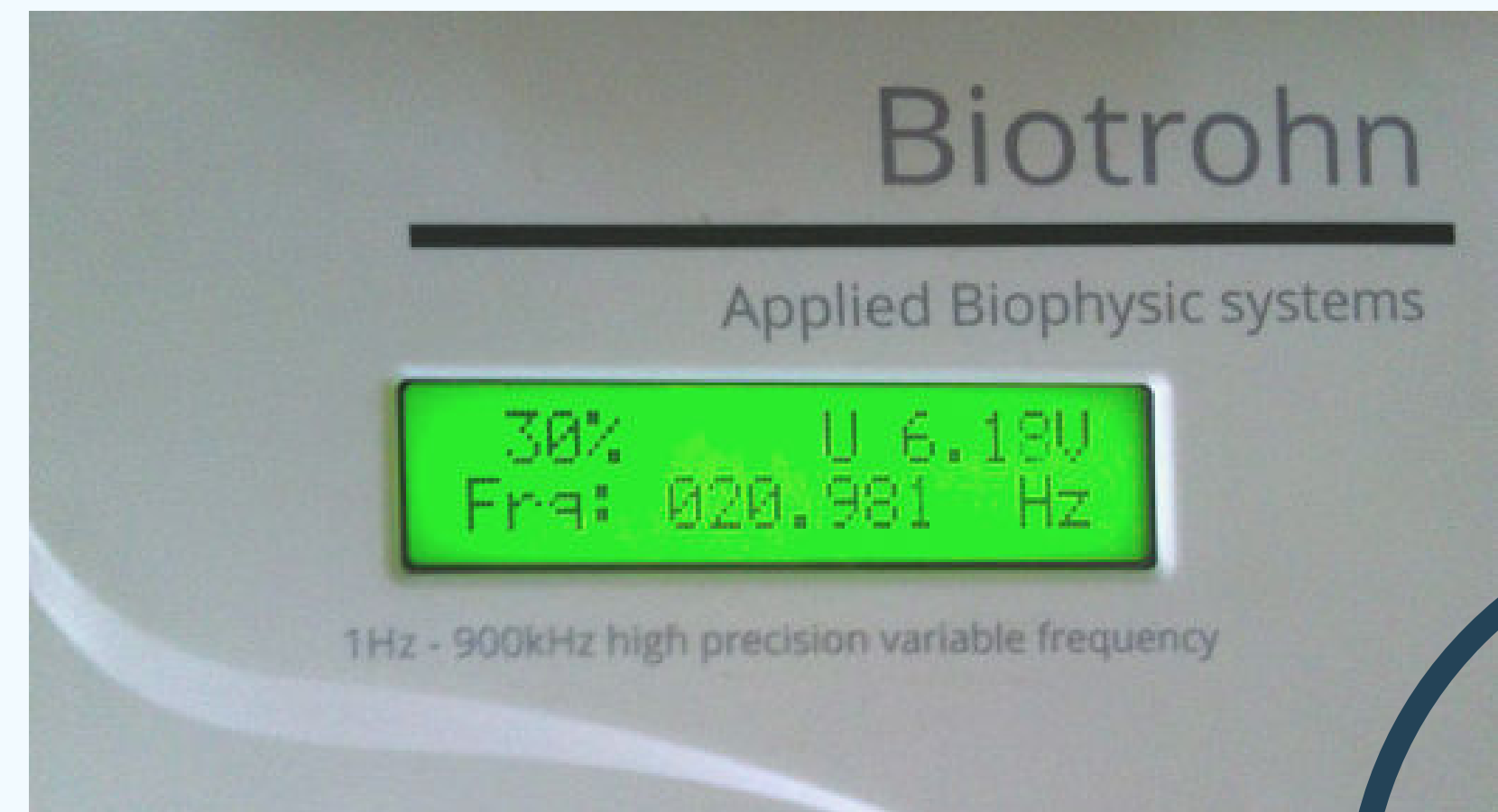
To do this, either moisten your hands or use a wet gauze. (see more information in the section "*Indications*").





At that moment, the number of phases of the selected program is displayed for a few seconds (each one has different phases.)

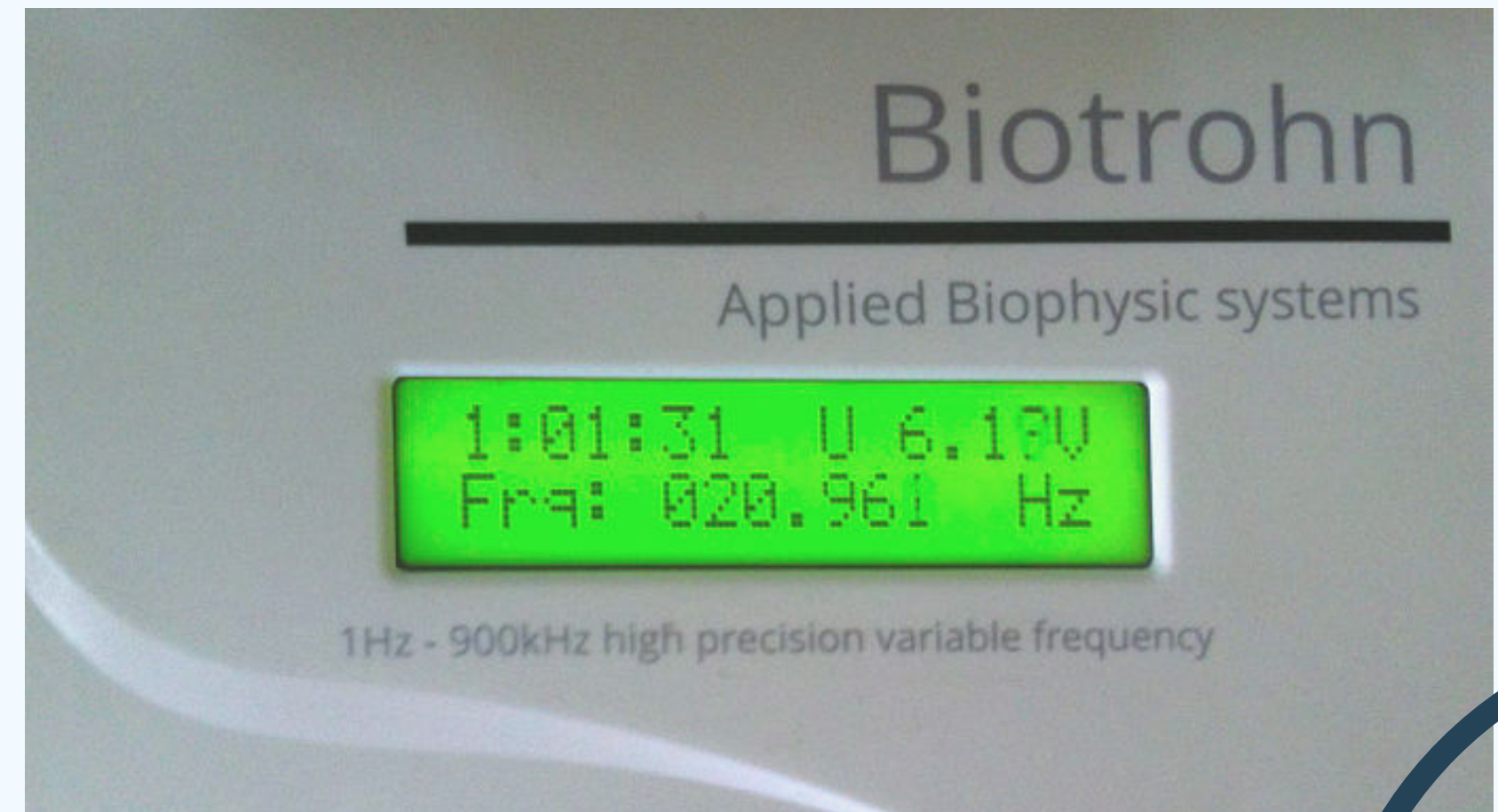
Output frequency power (%)
By factory setting, the power is always 30% at start-up.
It will appear on the display for a few seconds when the program is switched on (top left.)



You can manually change the output voltage power with the UP and DOWN buttons. These changes are stored in the frequency memory for the next time the program is used. After activating the program, the so-called fade IN is performed at the same time, i.e. the voltage will slowly increase from 0% (approx. 5V) to the required value (which was programmed in each frequency). This happens when each program phase starts and goes to the next one (the power goes down to 0 and back up to 30% if that program has never been used before. It will increase until the person feels comfortable). The fade IN (increase in output at the beginning of each frequency) can be interrupted by pressing DOWN.

Screen with active program

- At the top left:
Duration of the selected program.
- In the upper right part:
Volts at which it works (V).
Next to the letter "U" the % of the current power of the output voltage (this is the maximum value of the signal, the so called peak - max. called peak - max. about 15V).
- At the bottom: Frequency (Hz)



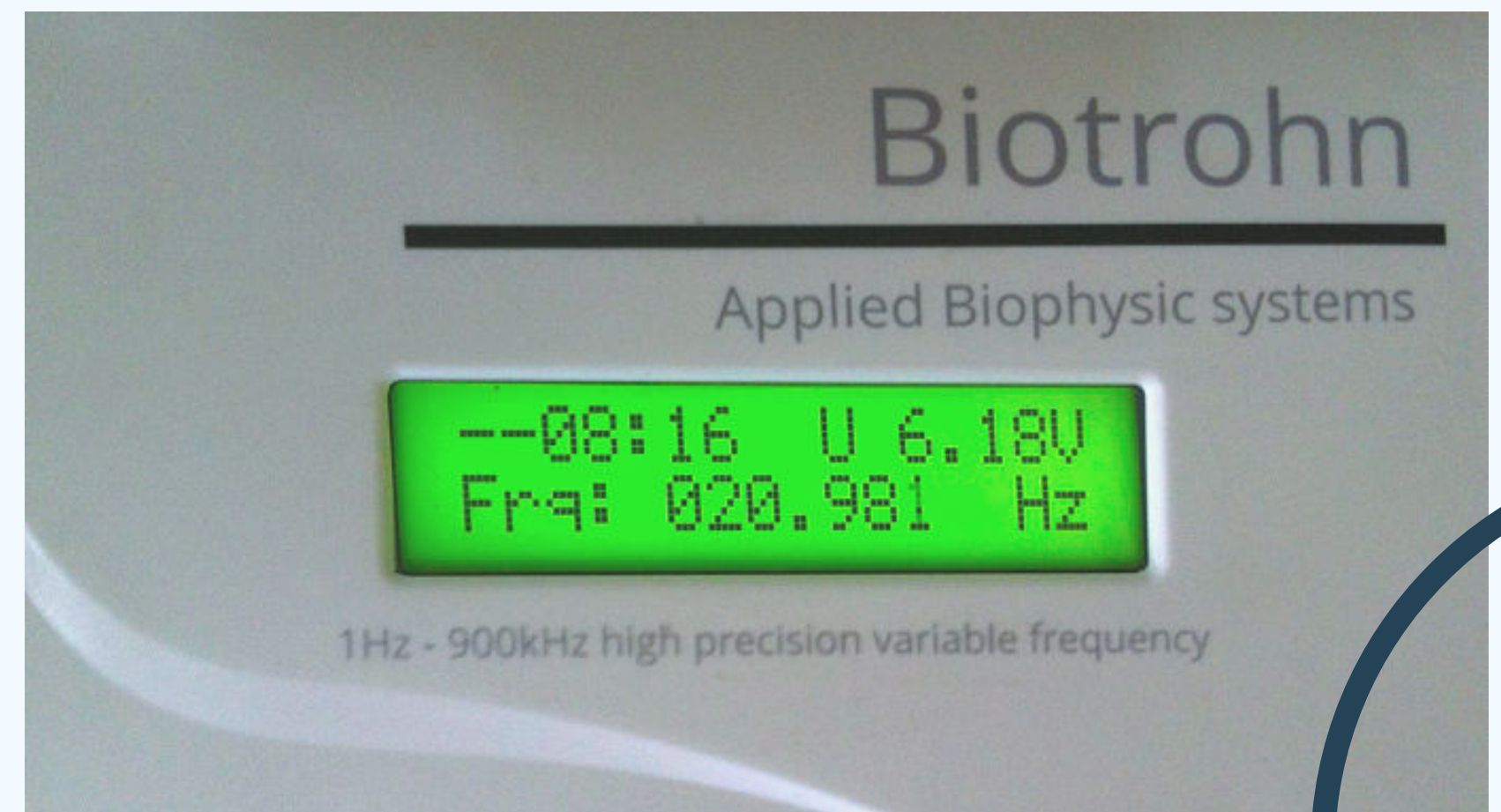
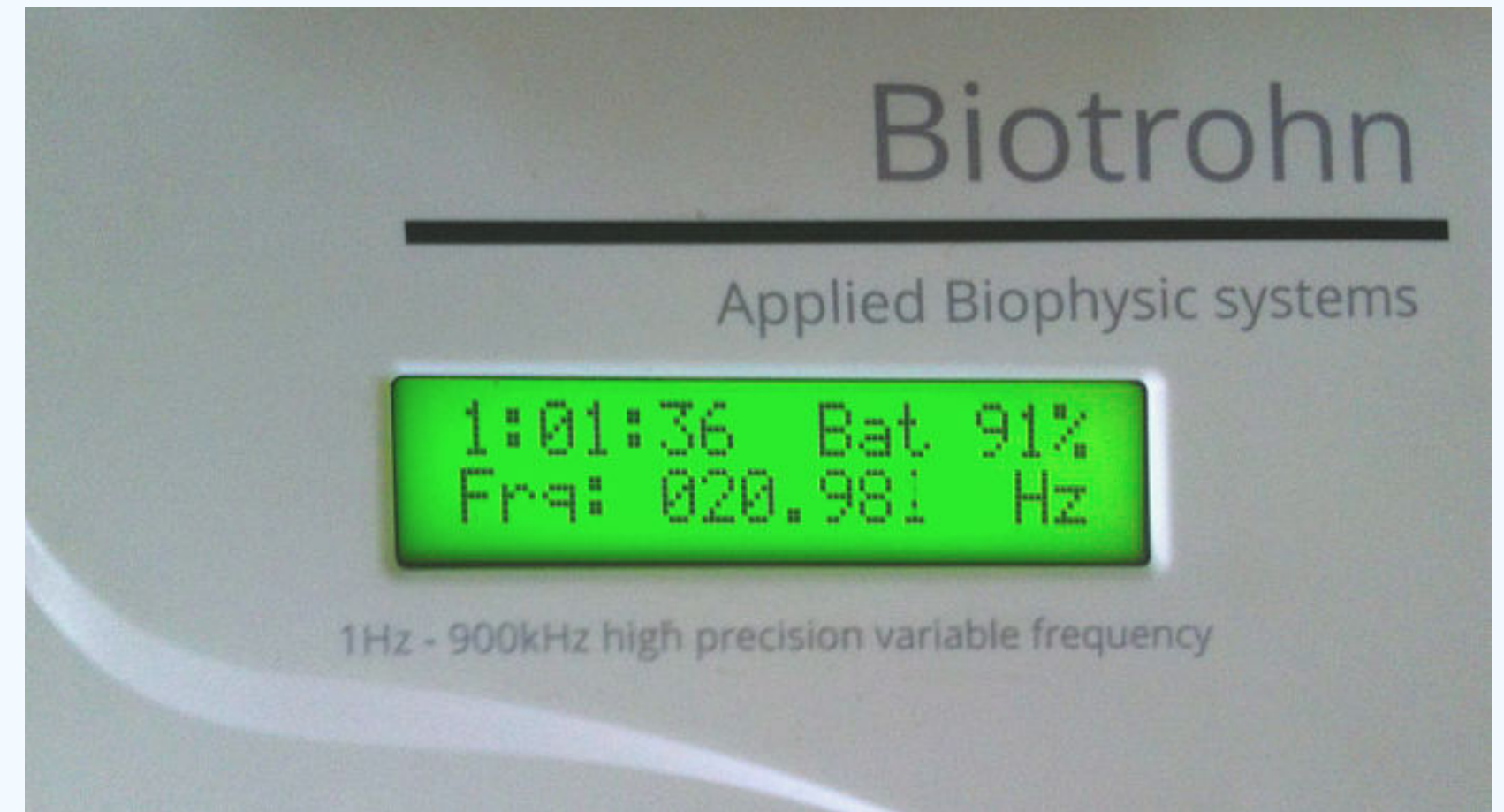
More functions with the program active

LEFT button (pressed): Battery

In the upper right display, the display of the remaining energy (battery life) in the (battery life) in the battery of a running program. The value is expressed as a percentage (%) Charge when the battery is between 30 and 35%.

RIGHT button: Program phases

In the upper left corner, it indicates the remaining of the time of the group generation duration (h.mm.ss), or until the end of the newly generated frequency (--mm.ss).



To return to the previous screen, press ENTER again.

If the generated frequency times out, fade OUT is performed, i.e. the output voltage is gradually reduced to 0% and then another frequency is activated accompanied by fade IN (increase of the output voltage), or the program is terminated if the last frequency has been played.

If we have to leave the program halfway, press UP, DOWN and ENTER to disconnect, but when we reconnect to the program that we have left halfway, it takes us directly to the beginning of the phase that we have not finished.

E.g.: If we have left half way through phase 3 of 7 that the program has. It will take us directly to that phase that we have not finished, thus avoiding us to start the whole program.

When the program is finished, the equipment is switched off by simultaneously pressing the UP/DOWN and ENTER buttons or by switching off the main switch.



13.INDICATIONS

BIOTROHN® is adaptive, as it detects and measures the individual resistance of each person's skin.

If the device starts beeping under the message "CONNECT CHARGE", it is not the battery! In this case, try to hold the electrodes better, as they have to be in permanent contact with you. Try increasing the intensity (UP button) as soon as you regain connectivity. If the beeps do not stop, the BIOTROHN® may not recognize the optimal resistance of your body and you should moisten your hands for better conductivity.

Sometimes, it is best to surround the electrodes with a wet wipe, thus probably reducing the amount of longitudinal waves and increasing the amount of scalar transverse waves. If the water used is seawater or contains salt, it will have even better conductance.

At the end, it is recommended to wash hands or feet (as the case may be) with water.

Before the end of the program, the device warns you in advance with a 3 beep warning.

When the device is activated, it operates at 6 volts of its power. The doctor or therapist can increase the voltage to a higher level if necessary and then wait 2-5 minutes for the reaction. After a while the body gets used to it and the voltage can be increased or decreased again. As each patient is different, the sensitivity to the micro electrical impulses can be perceived more or less intense when the signal enters into resonance with the pathology in question.

For many diseases it is advisable to place one electrode on the problematic area, be it a local infection or a tumor, and the other electrode on the opposite area, to ensure maximum penetration and efficacy. Although in principle the polarity does not matter, some people feel that the negative side (the black/blue wire) is somewhat more itchy on the skin than the positive side (the red wire). In theory it would be better to have the negative electrode where the problem area is.

When you activate the device, it works at 30% so that it can go smoothly (without "shocks") to 100% of its power.

You can increase the voltage to a higher level if necessary and then wait 2-5 minutes. After a while the body gets used to it and you can increase the tension again. Gradually you will reach the higher level.

Remember that everyone is different and sensitivity to electrical impulses has nothing to do with physical condition or constitution.

Important warning:

Using it on the hands or feet the therapist can vary the power according to need or well-being.

14. RECOMMENDATIONS

- After activating the Biotrohn program with the ENTER button, it starts to generate the continuous electrical signal, the frequency of which is transmitted smoothly at the entered speed - forward speed - between the lower and upper limits, oscillating until the program duration time (shown on the display on the left above) has elapsed.
- The BIOTROHN® is adaptive: it detects and measures the individual skin resistance of each person, in case of lack of contact it beeps for 1 minute until it switches off.
- If the BIOTROHN® is switched off due to lack of battery power and then switched on again, it continues to generate the same frequency as at the beginning of the program phase where it was interrupted. (As if Up, Down and Enter were pressed simultaneously).
- If the load detection function is active and the load is not yet connected or during programming the load is disconnected, the frequency advance and the activity duration counter are stopped.
- If the circuit break detection function is activated and the output contacts are connected to each other, the frequency advance and the generation time counter are stopped, whereby BIOTROHN® signals the circuit break at the output and starts counting 5 seconds until disconnection. In other words, if you manage to eliminate the short circuit within 5 sec, Biotrohn® continues to generate where it was interrupted, otherwise it switches off.

If the energy in the accumulator starts to run out (if the voltage is reduced to 11.1V), the message "VybiteB" is displayed in the upper right corner of the screen, which covers the original information on the output voltage. At the same time the display illumination is deactivated (the output voltage information is displayed again for a moment by pressing ENTER).

If the battery voltage exceeds the lower limit of 10.5V, BIOTROHN® informs with the message: "Batteries discharged, switching off" and switches off immediately. BIOTROHN® works both with and without the power adapter connected. The power adapter is intended for charging the battery and we recommend switching it off during the program to ensure a smooth and interference-free output frequency.

When the BIOTROHN® is switched on, you are free to connect or disconnect the power adapter.

If the power adapter is connected, as well as the main switch, the accumulator is charged independently of the connection or disconnection of the frequency generation.

Biotrohn® has no problems with continuous charging and is resistant to overcharging in terms of time (charging of the internal 12V/0.8Ah accumulator is performed by the stabilized voltage of 14.9V with the limit of the charging current at max.100mA).

If it is switched off but the main switch is still on, BIOTROHN® does not draw any current from the accumulator and can remain that way.

We recommend keeping the internal accumulator charged because if the accumulator is discharged for a long time, its lifetime and the number of cycles is quickly reduced, as the battery may become sulfated.

It is recommended to clean the electrodes from time to time by rubbing them dry with baking soda.

Important! If the device is not used long-term, we recommend charging the accumulator at least once every 3 months.

15. SECURITY

Microcurrent therapy is considered safe for people of all ages. Although the intensity of the current used in microcurrent devices is very low, there are some possible contraindications to be aware of.

These include:

- People with pacemakers. The function of the BIOTROHN® could negatively influence the function of the pacemaker and would be dangerous.
- People intolerant to electromagnetic fields.
- Pregnant women, for prevention, as it has not been studied in detail so far.
- Various metallic coronary implants.
- Epilepsy.
- Phlebitis.
- Thrombosis.

To date no significant side effects have been reported for this type of treatment, but for safety reasons it is cautioned that physicians and therapists are the ones who should perform the microcurrent therapy.



16. RESULTS

A noticeable difference can be seen after the first treatment, although the benefits of microcurrents are cumulative and therefore treatments are performed in a series of sessions to obtain maximum results.

Sessions usually last approximately 60 minutes on average, depending on the program.

If a specific ailment is to be treated, continuous use of the Biotrohn® is recommended, at least once a day (no more than twice) for five or six days in a row. The sessions can then be spaced out on alternate days, and thereafter, depending on the patient's sensation and feedback, the treatment can be continued or discontinued.

The number and frequency of sessions depends on the patient's condition.

When the frequency chosen is correct, as a general rule, the current is felt to be somewhat more intense, or a tingling with slight ups and downs. The Biotrohn works in a similar way to an FM radio station: if the frequency is correctly selected, the radio is tuned in and the station is listened to.

The same thing happens in the organism. Only if the chosen frequency is hit, the pathogen in question is overexcited and dies due to this circumstance. On the other hand, the Biotrohn is capable of emitting softer frequencies that serve to stimulate the body's own immune system.

In patients with chronic pathologies, positive results generally start after the sixth treatment session.

It is important to prepare the skin prior to treatment by cleansing using only water-based products, as oil-based products will impede the correct passage of the variable microcurrent frequencies.

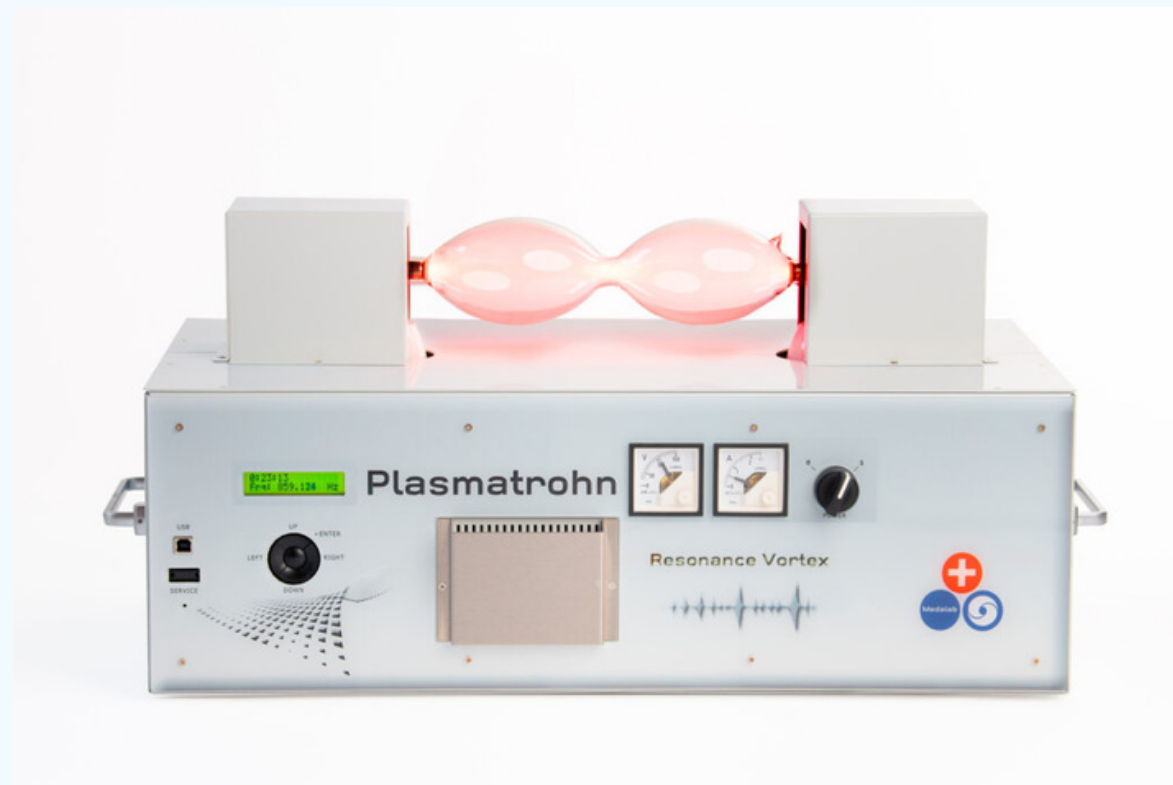
17. TIPS

If the device starts beeping, try to hold the electrodes better, as they have to be in permanent contact with your hands or skin. If the beeping does not stop, the BIOTROHN® may not recognize the optimal resistance of your body and you should moisten your hands for better conductivity.

It is best to surround the electrodes with a wet wipe, this will probably reduce the amount of longitudinal waves and increase the amount of scalar transverse waves. If the water used is seawater or contains salt, it will have even better conductance.

An electrode can also be immersed in a container of water (with or without salt added to improve conductivity) for greater efficiency.

FIND OUT MORE ABOUT OUR SOLUTIONS




PLASMATROHN® induces coherent cellular communication by resonating electromagnetic pulses of high voltage plasma.



Ultrapure Chlorine Dioxide Generator. Minimum purity of 99.99%. A totally new way of production.

www.medalab.com



*THANK YOU FOR
TRUSTING US*